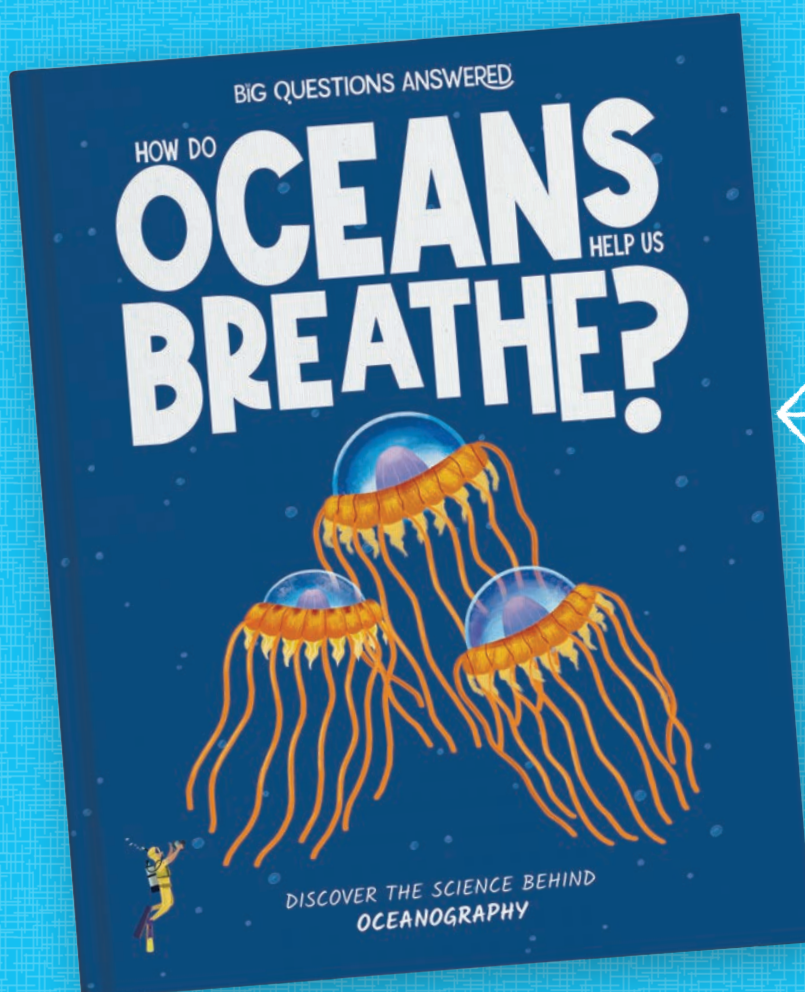




THE BIG QUESTIONS ANSWERED

# YOUNG OCEANOGRAPHERS' ACTIVITY PACK



*Full of fun and  
exciting activities to  
accompany this book!*



# CONTENTS:

<b>Looking Out to Sea:</b> Creative Drawing	3
<b>Diving Deep:</b> Creative Drawing	4
<b>Exploring the Abyss:</b> Word Search	5
<b>Creepy Creatures of the Deep:</b> Fill in the Blanks	6
<b>Amazing Atolla Jellyfish:</b> Symmetry Drawing	7
<b>Words Lost Underwater:</b> Word Scramble & Words Within a Word	8
<b>Greenland Shark Explorer:</b> Spot the Difference	9
<b>Look Out for the Lantern Fish:</b> Odd One Out	10
<b>Giant Squid Jumble:</b> Line Maze	11
<b>A Day in the Arctic:</b> Creative Writing	12
<b>Reaching the Reef:</b> Maze	13
<b>Create Your Own Seaweed Home:</b> Creative Drawing	14
<b>All About Our Oceans:</b> True or False?	15
<b>Write Your Own Oceanography Story:</b> Creative Writing	16
<b>More Fun Activities:</b> Colouring Sheets and More!	17
<b>Activity Answers</b>	29

---

Picture Credits:

(t = top, b = bottom, m = middle, l = left, r = right)

Shutterstock: BlueRingMedia 11br; Iftitart 3bg; Logo Mimi 11tl; Pretty Vectors 13b.

Every effort has been made to trace the copyright holders, and we apologise in advance for any unintentional omissions. We would be pleased to insert the appropriate acknowledgements in any subsequent edition.

Published and Distributed in India by:








## HOW DO OCEANS HELP US BREATHE?


*For reference to the Teachers' & Parents' Resources, this goes with 'Our Massive Oceans: Scene 1'.*

[www.thebigquestionsanswered.com](http://www.thebigquestionsanswered.com)



# LOOKING OUT TO SEA

Our oceans cover most of the Earth. There are all sorts of animals, big and small, that live there!  
Get creative and draw some of the animals that live in this big underwater home.




*Make sure to include creatures big and small!  
How many can you draw?*



## HOW DO OCEANS HELP US BREATHE?

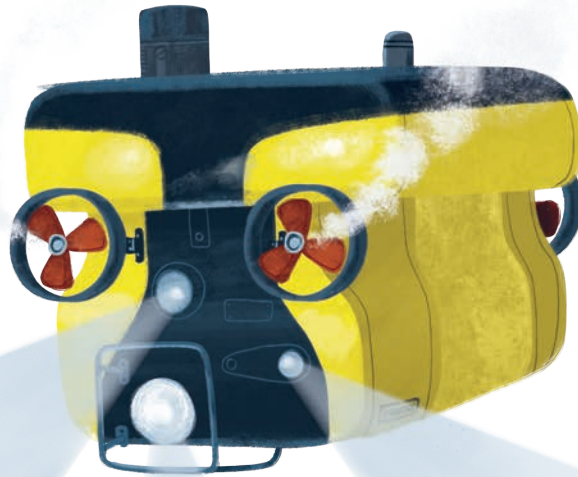
*For reference to the Teachers' & Parents' Resources, this goes with 'The Bottom of the Ocean: Scene 2'.*

[www.thebigquestionsanswered.com](http://www.thebigquestionsanswered.com)



## DIVING DEEP

The trenches are the lowest part of the ocean. There's a lot of mystery around what sort of animals might live there! Get creative and draw some creepy creatures of the deep...



*An isopod has already been found... what other strange creatures do you think are down here?*








## HOW DO OCEANS HELP US BREATHE?

For reference to the Teachers' & Parents' Resources, this goes with 'The Abyss: Scene 3'.

[www.thebigquestionsanswered.com](http://www.thebigquestionsanswered.com)



## EXPLORING THE ABYSS


Find and circle the words listed below, in the grid. Words can be found in any direction (including diagonals) and can overlap each other.

E	A	I	T	U	B	E	W	O	R	M	S	W	M	C	C	X	V	M	R
P	E	R	M	D	E	R	F	D	M	D	H	V	Y	Q	W	Z	Z	M	U
M	Z	A	T	Q	A	B	Y	S	S	V	E	E	W	G	G	Z	Z	E	S
Y	S	B	N	P	Z	Z	Y	X	F	G	Y	B	H	S	W	F	S	Q	L
A	H	Q	V	R	L	J	F	A	N	I	M	A	L	S	D	W	C	J	G
X	K	J	G	U	P	X	J	Y	V	L	O	D	P	N	F	S	J	H	T
F	H	G	Z	V	W	B	F	S	N	L	D	E	M	Z	T	C	C	Z	E
Q	P	M	G	Z	G	F	J	A	Y	D	R	K	H	Y	O	O	D	Z	H
A	W	Q	H	N	R	V	F	G	X	V	X	T	H	Q	O	I	B	A	B
N	V	M	O	C	E	A	N	O	G	R	A	P	H	E	R	S	T	N	K
H	C	Y	V	W	H	W	U	U	A	S	A	R	B	E	G	X	R	A	Q
Q	O	E	V	A	V	Z	W	E	H	R	N	E	S	K	L	I	E	A	C
V	O	G	M	Y	I	M	K	S	G	A	I	A	F	Q	D	L	N	K	R
Q	C	C	B	Q	O	M	C	O	X	A	Z	V	I	N	N	Z	C	S	S
J	E	B	Q	N	H	Q	N	K	G	U	H	Z	W	L	A	Z	H	E	N
E	A	X	O	H	H	A	B	I	T	A	T	Q	D	N	S	C	E	R	R
V	N	T	A	A	E	H	D	J	Y	S	Y	I	B	S	H	P	S	U	L
M	S	Q	Z	C	Y	A	Q	G	V	G	T	A	S	C	X	W	L	F	T
B	R	R	O	D	Y	B	J	D	H	V	V	R	F	S	U	X	S	E	D
Q	B	E	Y	X	X	V	E	N	O	M	G	X	H	T	J	G	J	M	K

OCEANS  
OCEANOGRAPHERS  
OCEANOGRAPHY  
HABITAT

ANIMALS  
TRENCHES  
ABYSS

SNAILS  
VENOM  
TUBE WORMS



# CREEPY CREATURES OF THE DEEP

Can you use the words below to fill in the blanks and uncover some ocean-tastic facts? Each answer can only be used once.

jaw

long

teeth

walk

light

1. The goblin shark is an impressive creature that can move its \_\_\_\_\_ out of its own mouth to help it catch and eat prey!
2. The fangtooth is a type of fish that has very \_\_\_\_\_, menacing teeth. Scary!
3. The anglerfish is a special type of fish that has a \_\_\_\_\_ at the end of its forehead to help it see in the dark.
4. The coffinfish has special fins that help it to \_\_\_\_\_ on the seafloor.
5. The frilled shark is a unique animal that has 300 needle-like \_\_\_\_\_ that curve backwards.




What's your favourite creepy creature fact?

## HOW DO OCEANS HELP US BREATHE?


*For reference to the Teachers' & Parents' Resources, this goes with 'The Midnight Zone: Scene 5'.*

[www.thebigquestionsanswered.com](http://www.thebigquestionsanswered.com)



# AMAZING ATOLLA JELLYFISH

Atolla jellyfish are incredible creatures that live in the midnight zone. Below is an illustration of half an atolla jellyfish – get creative and complete the drawing! Finish the picture by colouring it in.








## HOW DO OCEANS HELP US BREATHE?

*For reference to the Teachers' & Parents' Resources, this goes with 'Underwater Volcanoes: Scene 6'.*

[www.thebigquestionsanswered.com](http://www.thebigquestionsanswered.com)



# WORDS LOST UNDERWATER

Test your word-solving skills by trying to unscramble the words. They are all related to the ocean! There is a list of the correct words below to help you.

MSEAOUTN  
TNIGHMID  
EANGRAPOCYHO  
CANLOVO  
TMUAINON  
DERUNERWAT

MOUNTAIN

OCEANOGRAPHY

UNDERWATER

MIDNIGHT

SEAMOUNT

VOLCANO

---

## EXTRA ACTIVITY - WORDS WITHIN A WORD

How many words can you find within the word 'oceanographer'?

1. You can only use the letters within the word 'oceanographer'.
2. Each of these letters can only be used once: C, N, G, P and H.
3. 'Oceanographer' has two letter O's, two E's, two A's and two R's so you can use them twice.
4. You can't use any other letters from the alphabet.


Example: you can make the word GREEN using the letters in OCEANOGRAPHER.

**OCEANOGRAPHER**

## HOW DO OCEANS HELP US BREATHE?


*For reference to the Teachers' & Parents' Resources, this goes with 'The Greenland Shark: Scene 7'.*

[www.thebigquestionsanswered.com](http://www.thebigquestionsanswered.com)



# GREENLAND SHARK EXPLORER


This Greenland shark is trying to catch us out! Can you spot the **8** differences between the two scenes? Circle them when you spot them.



## HOW DO OCEANS HELP US BREATHE?


*For reference to the Teachers' & Parents' Resources, this goes with 'The Twilight Zone: Scene 8'.*

[www.thebigquestionsanswered.com](http://www.thebigquestionsanswered.com)



# LOOK OUT FOR THE LANTERN FISH

Look at all these lantern fish swimming together!  
Can you spot the one that's going in the wrong direction?





## HOW DO OCEANS HELP US BREATHE?

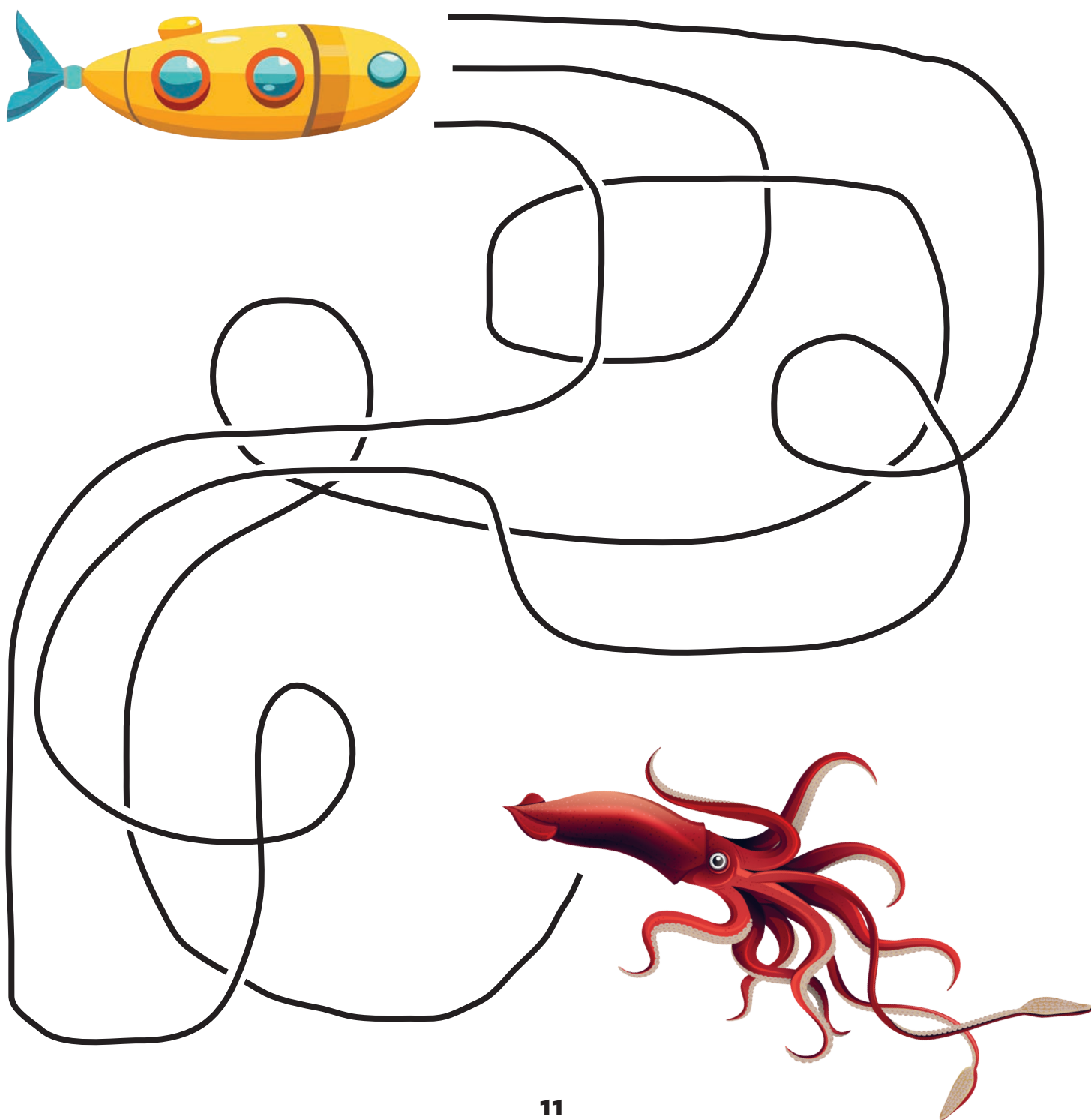
*For reference to the Teachers' & Parents' Resources, this goes with 'The Discovery of the Giant Squid: Scene 9'.*

[www.thebigquestionsanswered.com](http://www.thebigquestionsanswered.com)



## GIANT SQUID JUMBLE

This submarine is searching in the twilight zone for the giant squid.  
Can you help it reach this mysterious underwater creature?






## HOW DO OCEANS HELP US BREATHE?


*For reference to the Teachers' & Parents' Resources, this goes with 'The Great Barrier Reef: Scene 11'.*

[www.thebigquestionsanswered.com](http://www.thebigquestionsanswered.com)



## REACHING THE REEF

Oh no! This turtle has got lost and can't find its way back home. Can you help the turtle get back to the Great Barrier Reef?






## HOW DO OCEANS HELP US BREATHE?

*For reference to the Teachers' & Parents' Resources, this goes with 'The Importance of Seaweed: Scene 12'.*

[www.thebigquestionsanswered.com](http://www.thebigquestionsanswered.com)



# CREATE YOUR OWN SEAWEED HOME


This seal looks lonely! Get creative and draw some underwater friends to live in the seaweed home and keep the seal company!



## HOW DO OCEANS HELP US BREATHE?

*For reference to the Teachers' & Parents' Resources, this goes with 'All Types of Phytoplankton: Scene 13'.*

[www.thebigquestionsanswered.com](http://www.thebigquestionsanswered.com)



# ALL ABOUT OUR OCEANS

Can you use what you've learnt about the ocean to work out which of the sentences are true and which are false?

	SENTENCE	TRUE	FALSE
<b>1</b>	The deepest part of the ocean is the twilight zone.		
<b>2</b>	The midnight zone is the largest part of our oceans.		
<b>3</b>	Narwhals are found in the abyss.		
<b>4</b>	Phytoplankton help us to breathe.		
<b>5</b>	The Greenland shark can live up to 400 years.		





# **MORE FUN OCEANOGRAPHY ACTIVITIES**

## **COLOURING SHEETS & MORE!**

The following activities aren't based on any specific scenes in the book. They can be used on their own or alongside the book as extra activities.



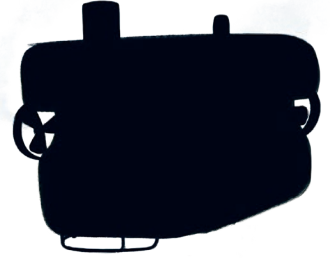
# FIND THE SCIENTIST

There are lots of different scientists below. Can you find the oceanographer?  
Circle them when you find them - there's only one!



# MATCH THE SHAPE

Can you match each shadow to the correct picture?



# SIMPLE SUMS

Below are 3 objects which represent different numbers.

Work out the sum based on what each object represents and write your answers in the boxes.



= 1



= 4



= 6



+



-



=



+



+



-



=



+



-



=




+



+



-

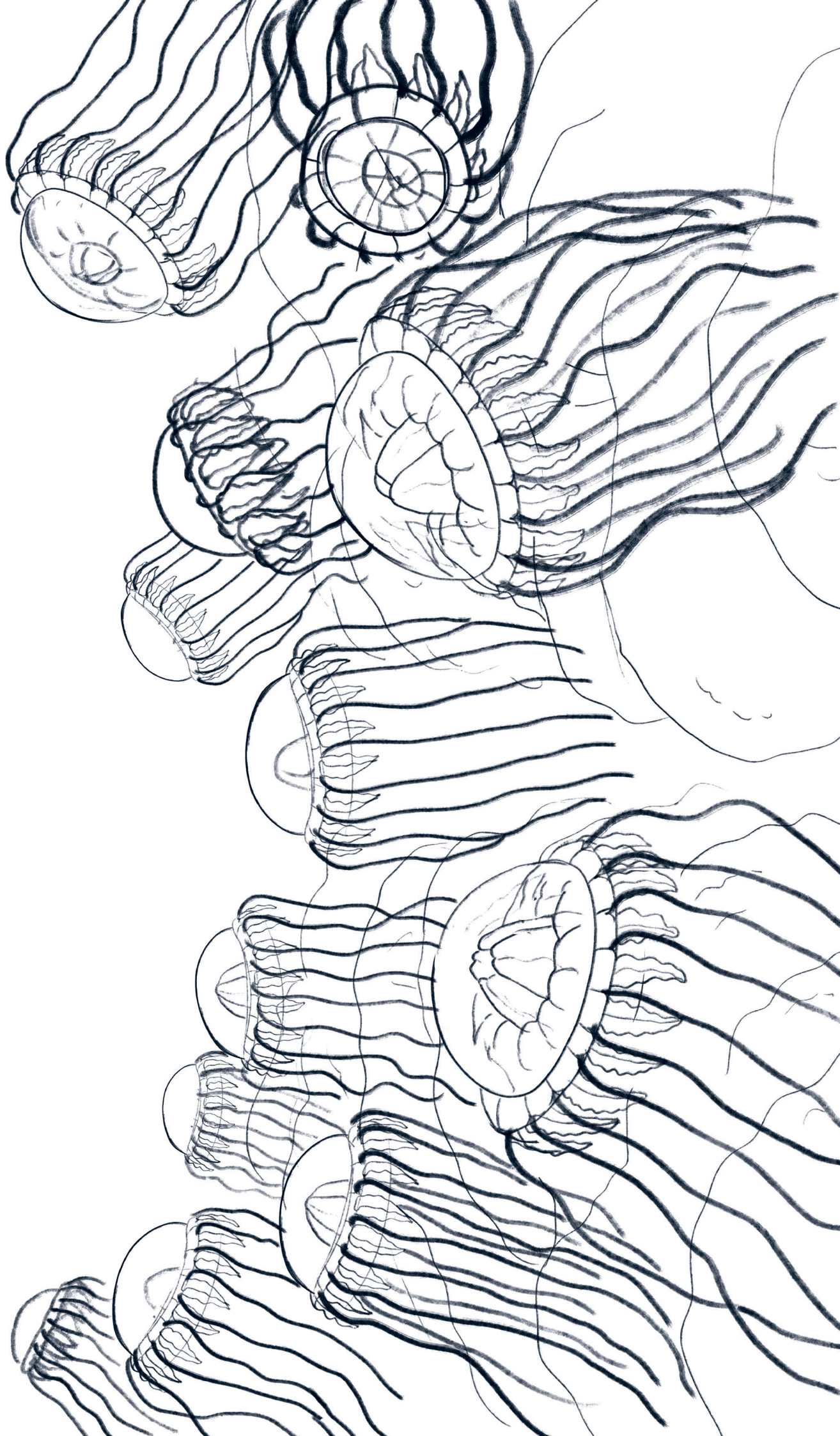


=



## COLOUR ME IN!

This colouring sheet is based on scene 5: The Midnight Zone.



## COLOUR ME IN!


This colouring sheet is based on scene 7: The Greenland Shark.





## COLOUR ME IN!

This colouring sheet is based on scene 8: The Twilight Zone.





## COLOUR ME IN!

This colouring sheet is based on scene 9: The Discovery of the Giant Squid.







## COLOUR ME IN!

This colouring sheet is based on scene 10: The Sunlight Zone.



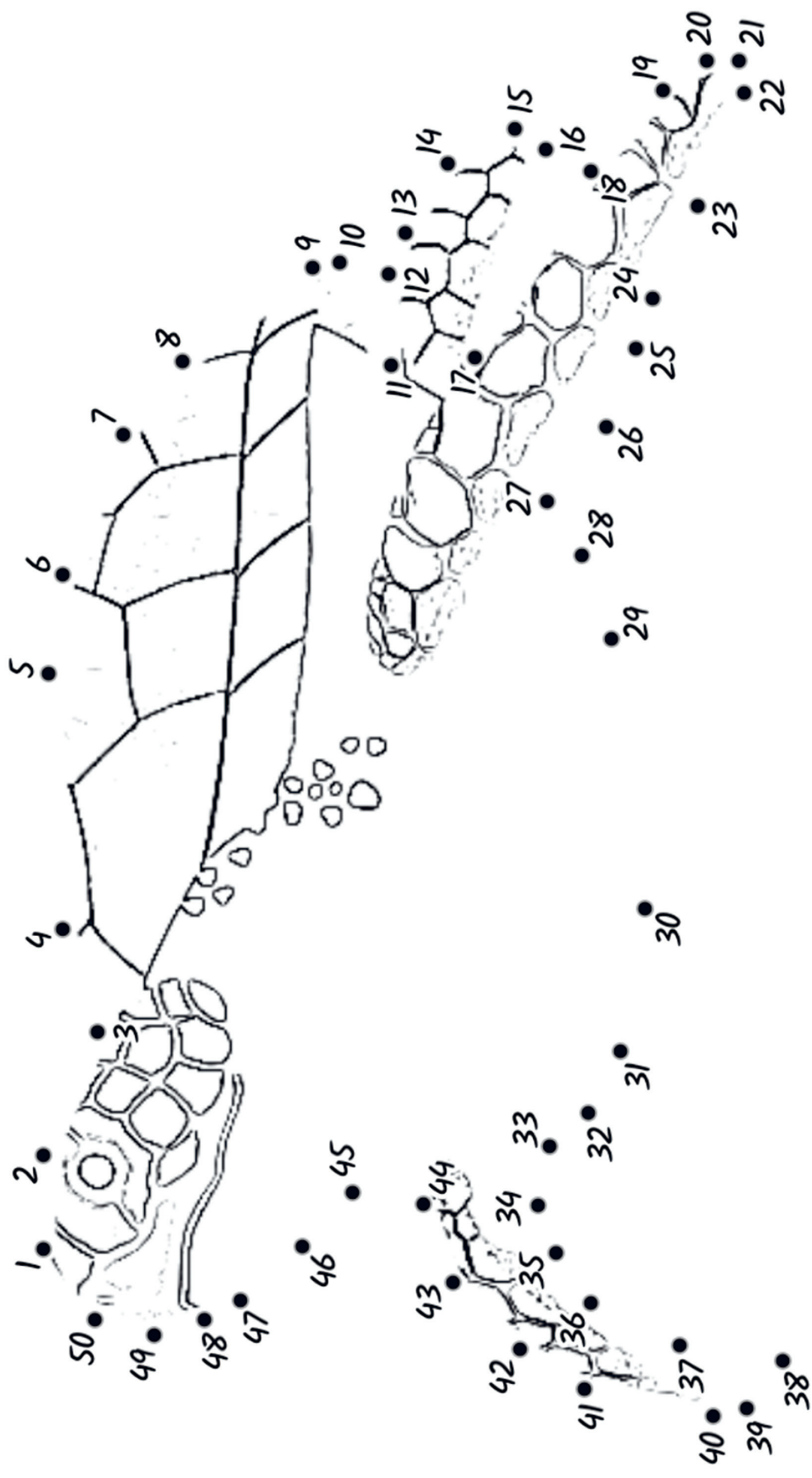
## COLOUR ME IN!

This colouring sheet is based  
on scene 12: The Importance  
of Seaweed.



## DOT-TO-DOT

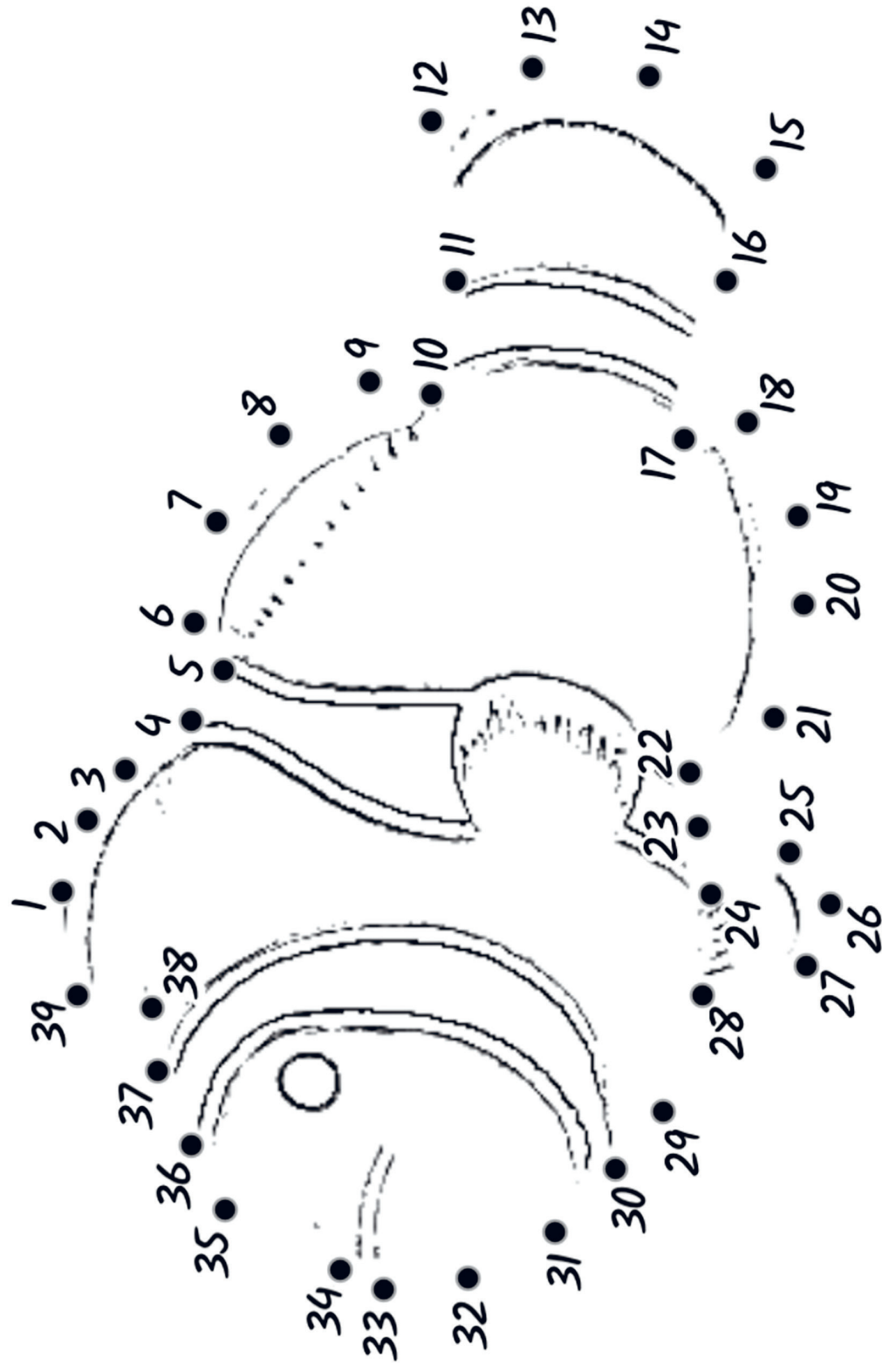
Starting from 1, draw a line connecting the numbers to create a picture. Why not colour it in afterwards?





## DOT-TO-DO

Starting from 1, draw a line connecting the numbers to create a picture. Why not colour it in afterwards?





# **YOUNG OCEANOGRAPHER'S ACTIVITY ANSWERS**


Find the answers to the activities on the following pages.

# ACTIVITY ANSWERS

Check your answers against the correct answers below!

## EXPLORING THE ABYSS ANSWERS

The answers below are for the 'word search' activity on page 5.



## CREEPY CREATURES OF THE DEEP ANSWERS

The answers below are for the 'fill in the blanks' activity on page 6.

1. The goblin shark is an impressive creature that can move its jaw out of its own mouth to help them catch and eat prey!
2. The fangtooth is a type of fish that has very long, menacing teeth! Scary!
3. The anglerfish is a special type of fish that has a light at the end of its forehead to help it see in the dark.
4. The coffinfish has special fins that help it to walk on the seafloor.
5. The frilled shark is a unique animal that has 300 needle-like teeth that curve backwards.



## WORDS LOST UNDERWATER ANSWERS

The answers below are for the 'word scramble' activity on page 8.

MSEAOUTN — SEAMOUNT  
 TNIGHTMID — MIDNIGHT  
 EANGRAPOCYH — OCEANOGRAPHER  
 CANLOVO — VOLCANO  
 TMUAINON — MOUNTAIN  
 DERUNERWAT — UNDERWATER


## GREENLAND SHARK EXPLORER ANSWERS

The answers below are for the 'spot the difference' activity on page 9.




# LOOK OUT FOR THE LANTERN FISH ANSWERS

The answers below are for the ‘odd one out’ activity on page 10.




# GIANT SQUID JUMBLE ANSWERS

The answers below are for the ‘line maze’ activity on page 11.



# REACHING THE REEF ANSWERS

The answers below are for the ‘maze’ activity on page 13.



# ALL ABOUT OUR OCEANS ANSWERS

The answers below are for the ‘true or false’ activity on page 15.

	SENTENCE	TRUE	FALSE
1	The deepest part of the ocean is the twilight zone.		FALSE
2	The midnight zone is the largest part of our oceans.	TRUE	
3	Narwhals are found in the abyss.		FALSE
4	Phytoplankton help us to breathe.	TRUE	
5	The Greenland shark can live up to 400 years.	TRUE	

# EXTRA ACTIVITY ANSWERS

Check your answers against the correct answers below!

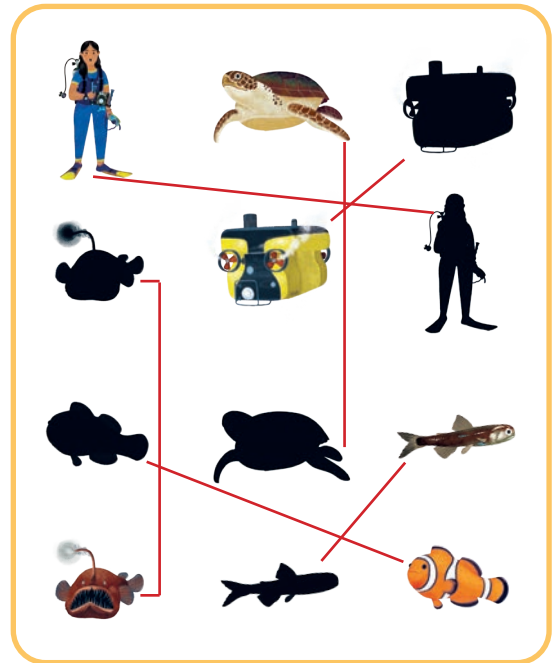
## FIND THE SCIENTIST

The answers below are for the activity on page 18.



## MATCH THE SHAPE

The answers below are for the activity on page 19.



## SIMPLE SUMS

The answers below are for the activity on page 20.

$$\begin{array}{rclclcl}
 \text{Sea Turtle} & + & \text{Deep-sea Fish} & - & \text{Scientist} & = & \boxed{9} \\
 \\
 \text{Scientist} & + & \text{Scientist} & + & \text{Deep-sea Fish} & - & \text{Scientist} = \boxed{7} \\
 \\
 \text{Sea Turtle} & + & \text{Sea Turtle} & - & \text{Deep-sea Fish} & = & \boxed{2} \\
 \\
 \text{Deep-sea Fish} & + & \text{Scientist} & + & \text{Scientist} & - & \text{Sea Turtle} = \boxed{4}
 \end{array}$$