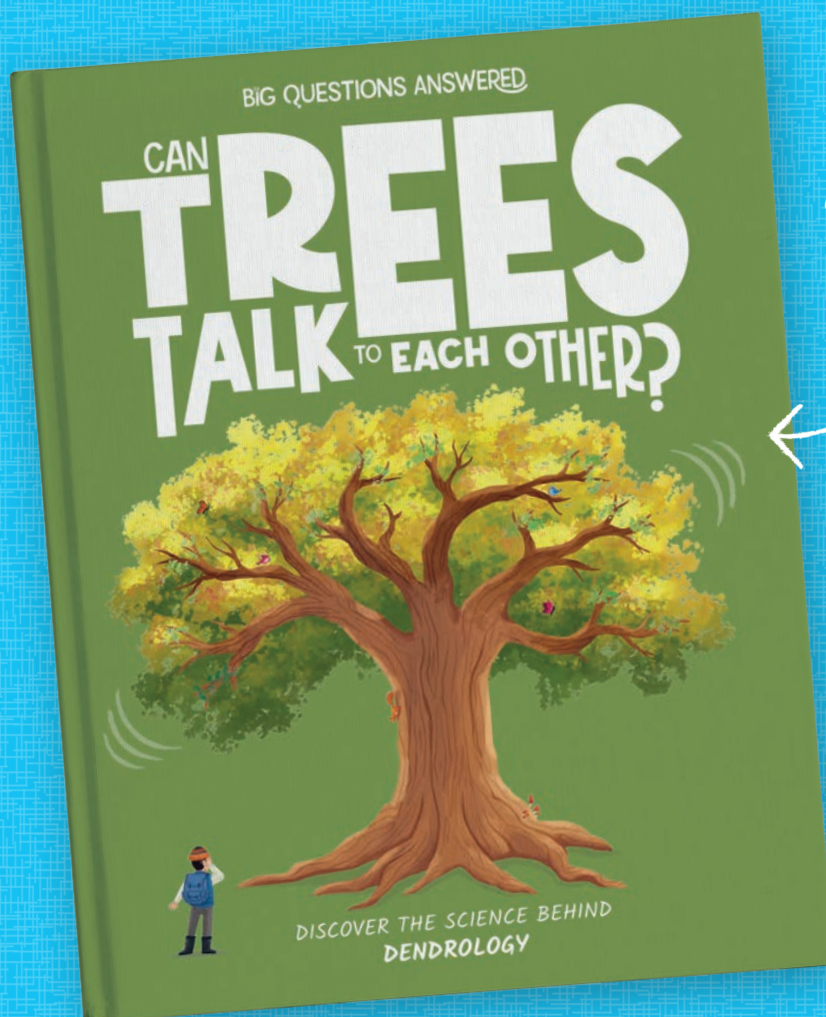



THE BIG QUESTIONS ANSWERED

YOUNG DENDROLOGISTS'

ACTIVITY PACK



*Full of fun and
exciting activities to
accompany this book!*



CONTENTS:

| | |
|--|-----------|
| Diary Entry: Creative Writing | 3 |
| Tree Spotting Journal: Creative Writing and Drawing | 4 |
| Tree Parts: Label the Part | 5 |
| Words in the Woods: Word Search | 8 |
| Nature's Helping Hands: Crossword | 9 |
| Where Do I Live?: Match Up | 10 |
| Insects Going Undercover: Spot the Difference | 11 |
| Growing Trees: Cut and Stick | 12 |
| The Secret World of Trees: True or False? | 13 |
| Woodland Adventure: Comic Strip | 14 |
| Helping Trees: Fill in the Blanks | 15 |
| Animal Muddle-Up: Word Scramble | 16 |
| Terrific Trees: Fact File | 17 |
| Write Your Own Dendrology Story: Creative Writing | 18 |
| More Fun Activities: Colouring Sheets and More! | 19 |
| Activity Answers | 28 |

Picture Credits:

(t = top, b = bottom, m = middle, l = left, r = right)

Shutterstock: Alenkadr 7bg; Anke van wyk 10tl; Daniel J.Rao 10br; Maurizio Callari 10tr; Nikolay 007 10bmr; pond Thananat 6bg; Photography Phor Phun 10tmr; potapov Alexander 5bg; Steve Bower 10tml; Steve Dullea 10bml; Teo Tarras 10bl.

Every effort has been made to trace the copyright holders, and we apologise in advance for any unintentional omissions. We would be pleased to insert the appropriate acknowledgements in any subsequent edition.


Published and Distributed in India by:



CAN TREES TALK TO EACH OTHER?

For reference to the Teachers' & Parents' Resources, this goes with 'Thousands of Species: Scene 2'.

www.thebigquestionsanswered.com



TREE SPOTTING JOURNAL

Discovering new trees is exciting. Go for a woodland walk with an adult and see how many different kinds of trees you can spot! Take a photo of each tree or draw it in the box and fill in the information about it to build your own tree spotting journal.

DATE FOUND:

LOCATION FOUND:

MAIN FEATURES:

DATE FOUND:

LOCATION FOUND:

MAIN FEATURES:

DATE FOUND:

LOCATION FOUND:

MAIN FEATURES:

DATE FOUND:

LOCATION FOUND:

MAIN FEATURES:

DATE FOUND:

LOCATION FOUND:

MAIN FEATURES:

Never go for a walk on your own. Always go with an adult and stick together.




Put your photo of the tree or draw it in the boxes!

CAN TREES TALK TO EACH OTHER?


For reference to the Teachers' & Parents' Resources, this goes with 'Same Features, Different Looks: Scene 3'.

www.thebigquestionsanswered.com



TREE PARTS

Trees come in all shapes and sizes. Can you fill in the boxes to label this tree's parts?
Each answer can only be used once.



TRUNK

BARK


LEAVES

ROOTS

CAN TREES TALK TO EACH OTHER?

For reference to the Teachers' & Parents' Resources, this goes with 'Same Features, Different Looks: Scene 3'.

www.thebigquestionsanswered.com



TREE PARTS

Trees come in all shapes and sizes. Can you fill in the boxes to label this tree's parts?
Each answer can only be used once.



TRUNK

BARK


BLOSSOM

BRANCH

CAN TREES TALK TO EACH OTHER?


For reference to the Teachers' & Parents' Resources, this goes with 'Same Features, Different Looks: Scene 3'.

www.thebigquestionsanswered.com



TREE PARTS

Trees come in all shapes and sizes. Can you fill in the boxes to label this tree's parts?
Each answer can only be used once.



TRUNK

BARK


FRUIT

LEAVES

CAN TREES TALK TO EACH OTHER?

For reference to the Teachers' & Parents' Resources, this goes with 'Woody Underground World: Scene 4'.

www.thebigquestionsanswered.com



WORDS IN THE WOODS


Find and circle the words listed below, in the grid. Words can be found in any direction (including diagonals) and can overlap each other.

| | | | | | | | | | | | | | | | | | | | |
|---|---|---|---|---|---|---|---|---|---|---|---|---|---|---|---|---|---|---|---|
| C | F | X | M | K | W | Y | P | F | G | O | K | Z | F | O | I | G | M | G | R |
| Z | Q | R | K | N | O | W | L | W | Z | D | K | N | B | Y | S | N | D | U | E |
| C | S | X | D | Q | F | Q | R | R | P | N | W | R | G | V | T | D | V | K | I |
| M | H | X | B | E | P | P | A | M | T | R | E | E | S | I | G | G | D | C | S |
| P | T | B | N | X | N | J | A | J | W | S | U | K | L | B | F | E | K | T | R |
| K | X | W | I | M | O | D | T | D | A | O | O | S | L | O | E | X | N | H | Z |
| H | T | H | G | I | S | A | R | D | J | Z | O | C | O | I | X | A | E | M | F |
| G | J | T | S | Q | I | U | R | O | O | T | S | D | D | I | L | Y | J | A | U |
| M | N | F | I | T | E | Q | B | F | L | F | R | G | L | P | L | P | K | N | K |
| F | J | A | X | Q | L | Q | A | K | S | O | K | G | L | A | F | I | O | M | L |
| S | T | L | T | W | T | O | R | W | J | P | G | L | U | B | N | W | D | H | F |
| G | U | T | R | U | N | K | K | X | G | I | Z | Y | L | R | C | D | F | Z | A |
| B | M | Z | R | B | R | B | V | S | Q | C | P | O | L | A | W | O | D | L | L |
| Y | E | R | I | X | Y | E | Q | W | I | Y | K | S | V | N | P | U | C | G | E |
| Q | L | N | M | F | O | T | U | H | A | P | A | P | P | C | O | Q | U | T | A |
| M | L | Z | N | T | C | D | O | I | K | Y | E | T | R | H | S | Y | D | S | V |
| Q | B | T | G | I | T | N | A | N | D | N | H | G | X | E | F | A | I | I | E |
| M | B | M | B | K | T | P | Q | A | Y | Y | I | L | T | S | F | I | J | D | S |
| Y | O | T | K | C | I | H | N | Q | W | Z | F | R | U | I | T | E | L | X | O |
| T | H | L | X | F | M | C | S | K | Y | V | L | B | O | M | T | R | O | O | P |

TRUNK
BRANCHES
ROOTS
SOIL

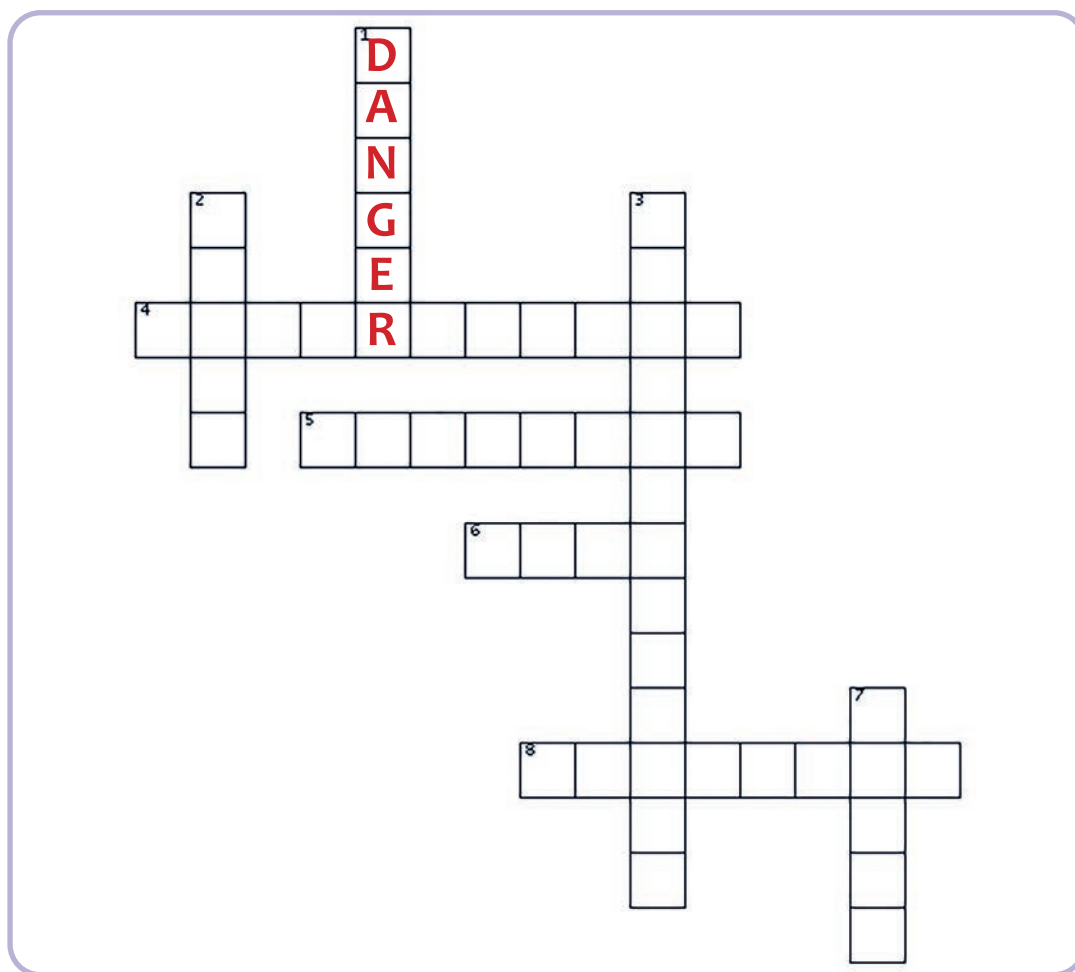
DENDROLOGY
LEAVES
PLANTS
TREES

WOODLAND
FRUIT
BARK
NATURE



NATURE'S HELPING HANDS

Fungi connect with trees through their roots, making them amazing team players. Use the clues below to complete the crossword. The first clue has been done for you.



MUSHROOM

FUNGI

ROOTS

DENDROLOGISTS

TEAMWORK

UNDERGROUND

SOIL

~~DANGER~~

ACROSS

4. Below the surface of the ground.
5. When two things work together.
6. The earth that plants grow in. It is usually brown, dark, and full of insects.
8. A type of fungi with a stem, a cap, and roots. Only certain types are safe for eating.


DOWN

1. ~~Something that fungi help trees warn each other about.~~
2. A living thing that is neither a plant nor an animal. They connect their roots with trees.
3. The scientists who study trees.
7. Part of a plant that grows underground. They hold the plant in place and suck up water.

CAN TREES TALK TO EACH OTHER?

For reference to the Teachers' & Parents' Resources, this goes with 'Clever Defenders: Scene 6'.

www.thebigquestionsanswered.com



WHERE DO I LIVE?

Trees live in many different places across the world. Can you match up each tree with its habitat? Draw a line between each photograph of the tree and its habitat.

I'm a mesquite tree.
I grow in hot deserts.

I'm a bald cypress tree.
I grow in swamps.

I'm an acacia tree.
I grow in grasslands and savannahs.


I'm a strangler fig tree.
I grow in the rainforest.



These habitats are very rainy and full of trees! The trees here must grow very tall to reach the sunlight.



These habitats are very dry places that get hardly any rain. Often hot and sandy, not many trees can survive here.



These habitats are often flooded with water. Some trees that grow here have special roots that grow above the water.




These habitats are usually hot and dry, but plenty of trees and grasses grow here.

CAN TREES TALK TO EACH OTHER?

For reference to the Teachers' & Parents' Resources, this goes with 'Sneaky Insects: Scene 7'.

www.thebigquestionsanswered.com



INSECTS GOING UNDERCOVER


These sneaky insects are trying to catch us out! Can you spot the **10** differences between the two scenes? Circle them when you spot them.



CAN TREES TALK TO EACH OTHER?

For reference to the Teachers' & Parents' Resources, this goes with 'Helpful Pollinators: Scene 8'.

www.thebigquestionsanswered.com



GROWING TREES

All trees go through similar stages when they grow! Cut along the dotted lines then match each picture of the tree with the correct explanation. Then glue them in order on another piece of paper and number them to show how a tree grows.



Once planted and given water, a root starts to grow out from the seed. This is called germination.

The roots keep growing as the shoot becomes a trunk. A young tree is called a sapling.

A shoot grows up from the seed toward the soil's surface as the root grows down.

The tree grows bigger and stronger, and starts growing flowers and fruit on its branches.


Eventually, the tree gets weaker and stops growing. Even decaying trees make great homes for wildlife.



CAN TREES TALK TO EACH OTHER?

For reference to the Teachers' & Parents' Resources, this goes with 'Listening Out for Secrets: Scene 9'.

www.thebigquestionsanswered.com



THE SECRET WORLD OF TREES


Can you use what you've learnt about trees to work out which of the sentences are true and which are false?

| | SENTENCE | TRUE | FALSE |
|---|--|------|-------|
| 1 | The scientists who study trees are called astrobiologists. | | |
| 2 | A single tree can live for thousands of years. | | |
| 3 | All trees have roots, branches, and a trunk. | | |
| 4 | Trees can speak and understand English. | | |
| 5 | Dendrologists have found out that some plants make sounds. | | |
| 6 | Trees have been growing on Earth for millions of years. | | |

CAN TREES TALK TO EACH OTHER?

For reference to the Teachers' & Parents' Resources, this goes with 'Ageing Trees: Scene 10'.

www.thebigquestionsanswered.com



WOODLAND ADVENTURE

Below are some sentences. Draw a picture to match each sentence and create your own comic.



A dendrologist is walking through the woods one day, searching for new trees to study.



Suddenly, the dendrologist spots something amazing – a tree they have never seen before!



Some of the leaves and fruit have fallen to the ground. The scientist picks them up to get a closer look.



The dendrologist takes out their notebook so that they can record what the tree looks like and where it's growing.



Oh no! The dendrologist hears a scary noise. A bear jumps out from behind the tree! It looks angry.



The scientist quickly runs away and makes it to safety. What a lucky escape!




Have a go at writing your own comic strip and drawing pictures for it on a blank piece of paper!



CAN TREES TALK TO EACH OTHER?

For reference to the Teachers' & Parents' Resources, this goes with 'Threats to Trees: Scene II'.

www.thebigquestionsanswered.com



HELPING TREES

Can you use the words below to fill in the blanks and learn all about how you can help protect trees? Each answer can only be used once.

diseases

important

Deforestation

planting

roots

1. Many trees work together to survive. They can connect their _____ together to share water and nutrients, and send warnings about animals that might eat them.
2. Sometimes trees face dangers such as forest fires, drought, and _____ which they can't survive without our help.
3. _____ is when whole forests get chopped down. This is really bad for trees and is an example of humans causing harm to the natural world.
4. We can all do our part to help by putting litter in the correct bins, using less paper, and _____ more trees.
5. We can also help by telling people how _____ trees really are! The more they understand, the more they will be encouraged to help trees. This is why dendrologists work so hard to learn about trees.




Can you think of any other ways that you could help look after trees?



CAN TREES TALK TO EACH OTHER?

For reference to the Teachers' & Parents' Resources, this goes with 'Surrounded by Nature: Scene 12'.

www.thebigquestionsanswered.com



ANIMAL MUDDLE-UP

Oh no! Animals have been running around and have mixed up a bunch of words!

Test your word-solving skills by trying to unscramble the words. They are all animals that live in trees! There is a list of the correct words below to help you.

DIRBS

SRIQUELSR

THOLSS

SLAOAK

ZIARDSL

KESYMON

SNEAKS

LIZARDS

MONKEYS

SNAKES

SQUIRRELS

SLOTHS

KOALAS

BIRDS

EXTRA ACTIVITY - WORDS WITHIN A WORD

Can you find as many words as you can within the word 'dendrologist'?

1. You can only use the letters within the word 'dendrologist'
2. Each of these letters can only be used once: E, N, R, L, G, I, S, T.
3. 'Dendrologist' has two letter D's and two O's so you can use D and O twice.
4. You can't use any other letters from the alphabet.

Example: you can make the word TOOL using the letters in DENDROLOGIST.


DENDROLOGIST



CAN TREES TALK TO EACH OTHER?

For reference to the Teachers' & Parents' Resources, this goes with 'Amazing Trees: Scene 13'.

www.thebigquestionsanswered.com



TERRIFIC TREES

Choose a tree – any you like – and see what amazing things you can find out about it!
Draw the tree and fill in the information that a dendrologist would want to know.

Draw your tree in here!

This tree is a:

These trees grow to be tall.

These trees live to be years old.

These trees grow in places such as:

These trees produce:

These trees stand out because:

.....

.....



Why not print this sheet off multiple times to create a whole booklet full of lots of different trees!

MORE FUN DENDROLOGY ACTIVITIES

COLOURING SHEETS & MORE!

The following activities aren't based on any specific scenes in the book. They can be used on their own or alongside the book as extra activities.

FIND THE SCIENTIST


There are lots of different scientists below. Can you find the dendrologist?

Circle them when you find them – there's only one!



MATCH THE SHAPE

Can you match each shadow to the correct picture? Draw a line to connect them.



SIMPLE SUMS

Below are three objects which represent different numbers.

Work out the sum based on what each object represents and write your answers in the boxes.



= 1



= 3



= 5



-



+



-



=



+



+



-



+



=



+



-



-



=



+




-



+



=

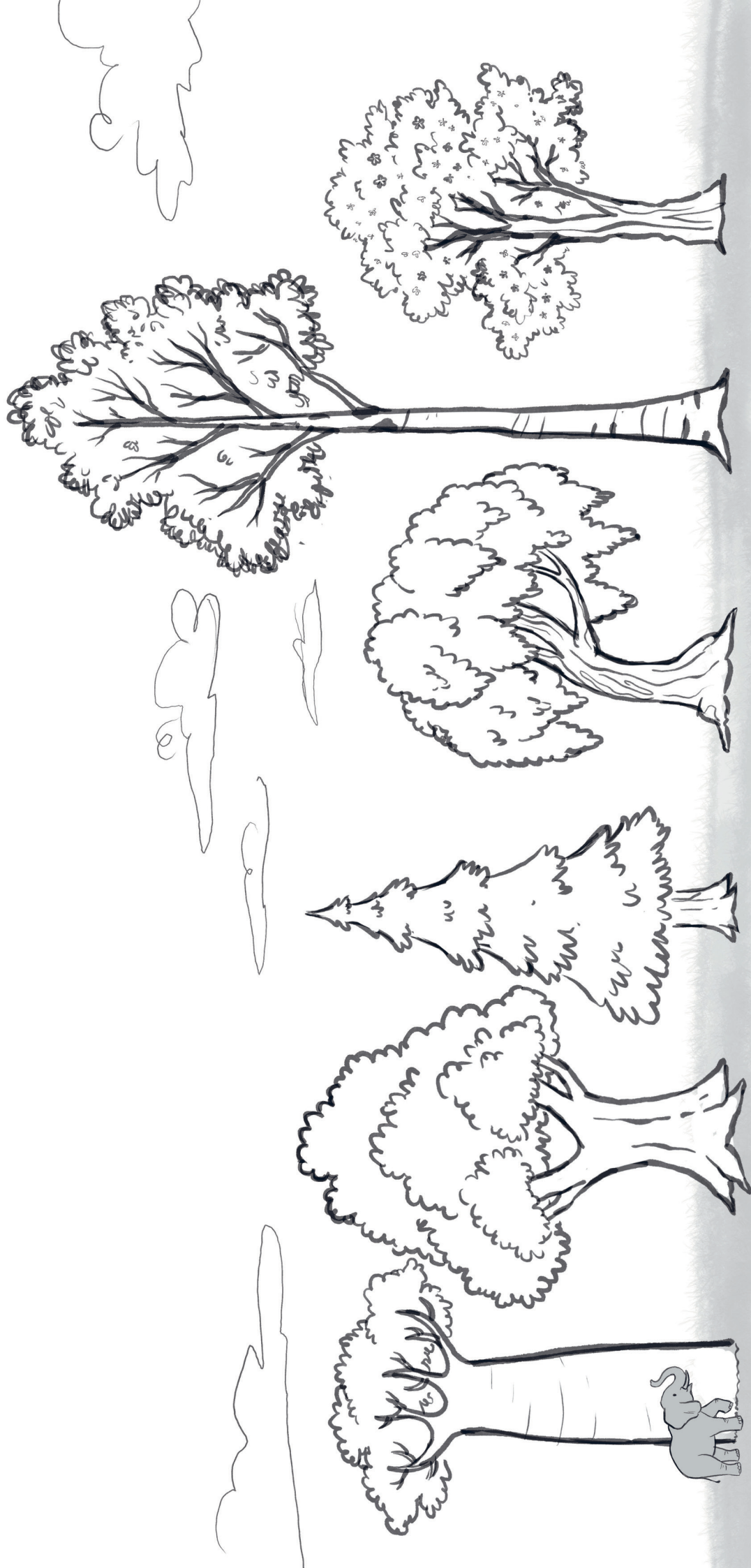


COLOUR ME IN!

This colouring sheet is based on scene 1:
The Woody World of Trees.

COLOUR ME IN!

This colouring sheet is based on scene 3: Same Features, Different Looks.



[illegible][illegible]



COLOUR ME IN!

This colouring sheet is based on
scene 9: Listening Out for Secrets.

DOT-TO-DOT

Starting from 1, draw a line connecting the numbers to create an picture. Why not colour it in afterwards?



YOUNG DENDROLOGISTS' ACTIVITY ANSWERS

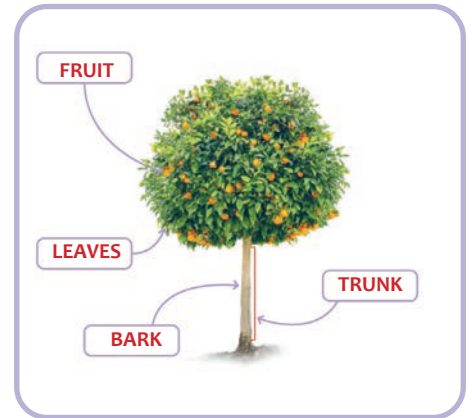
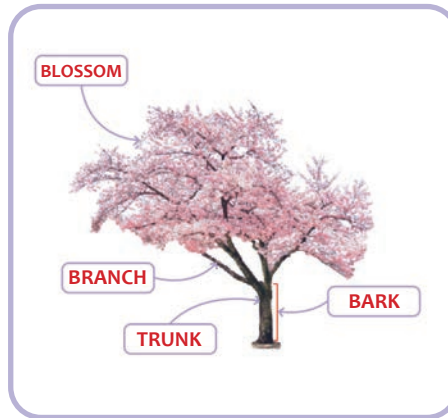
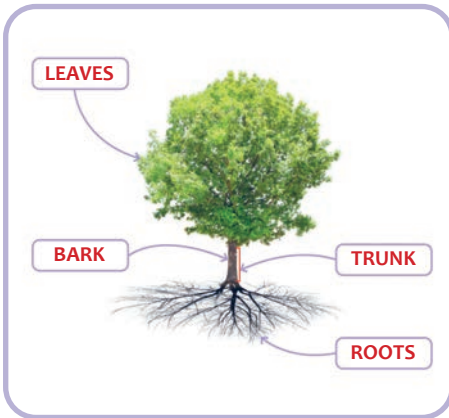
Find the answers to the activities on the following pages.

ACTIVITY ANSWERS

Check your answers against the correct answers below!


TREE PARTS ANSWERS

The answers below are for the 'label the parts' activity on pages 5-7.



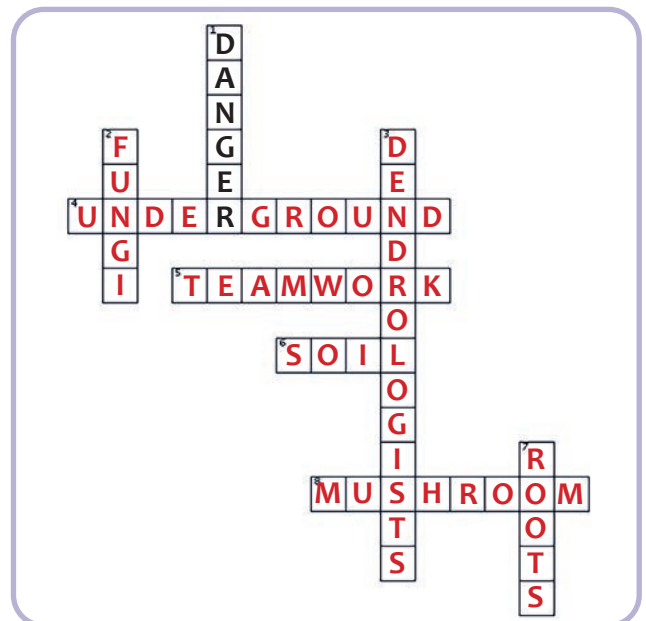
WORDS IN THE WOODS ANSWERS

The answers below are for the 'word search' activity on page 8.











NATURE'S HELPING HANDS ANSWERS

The answers below are for the 'crossword' activity on page 9.



WHERE DO I LIVE? ANSWERS


The answers below are for the 'match up' activity on page 10.

| | | | |
|---|---|---|---|
| <p>I'm a mesquite tree. I grow in hot deserts.</p>  | <p>I'm a bald cypress tree. I grow in swamps.</p>  | <p>I'm an acacia tree. I grow in grasslands and savannahs.</p>  | <p>I'm a strangler fig tree. I grow in the rainforest.</p>  |
|  <p>These habitats are very rainy and full of trees! The trees here must grow very tall to reach the sunlight.</p> |  <p>These habitats are very dry places that get hardly any rain. Often hot and sandy, not many trees can survive here.</p> |  <p>These habitats are often flooded with water. Some trees that grow here have special roots that grow above the water.</p> |  <p>These habitats are usually hot and dry, but plenty of trees and grasses grow here.</p> |

Red lines connect the trees to their matching habitats: Mesquite to dry/sandy, Bald cypress to flooded, Acacia to grassy, and Strangler fig to rainy forest.

INSECTS GOING UNDERCOVER ANSWERS

The answers below are for the 'spot the difference' activity on page 11.



GROWING TREES ANSWERS

The answers below are for the 'cut and stick' activity on page 12.

1. Once planted and given water, a root starts to grow out from the seed. This is called germination.




3. The roots keep growing as the shoot becomes a trunk. A young tree is called a sapling.



2. A shoot grows up from the seed toward the soil's surface as the root grows down.



4. The tree grows bigger and stronger, and starts growing flowers and fruit on its branches.



5. Eventually, the tree gets weaker and stops growing. Even decaying trees make great homes for wildlife.



THE SECRET WORLD OF TREES ANSWERS

The answers below are for the ‘true or false?’ activity on page 13.

| | SENTENCE | TRUE | FALSE |
|---|--|------|-------|
| 1 | The scientists who study trees are called astrobiologists. | | FALSE |
| 2 | A single tree can live for thousands of years. | TRUE | |
| 3 | All trees have roots, branches, and a trunk. | TRUE | |
| 4 | Trees can speak and understand English. | | FALSE |
| 5 | Dendrologists have found out that some plants make sounds. | TRUE | |
| 6 | Trees have been growing on Earth for millions of years. | TRUE | |

HELPING TREES ANSWERS

The answers below are for the ‘fill in the blanks’ activity on page 15.

- Many trees work together to survive. They can connect their **ROOTS** together to share water and nutrients, and send warnings about animals that might eat them.
- Sometimes trees face dangers such as forest fires, drought, and **DISEASES** which they can’t survive without our help.
- DEFORESTATION** is when whole forests get chopped down. This is really bad for trees and is an example of humans causing harm to the natural world.
- We can all do our part to help by putting litter in the correct bins, using less paper, and **PLANTING** more trees.
- We can also help by telling people how **IMPORTANT** trees really are! The more they understand, the more they will be encouraged to help trees. This is why dendrologists work so hard to learn about trees.

ANIMAL MUDDLE-UP ANSWERS

The answers below are for the ‘word scramble’ activity on page 16.

DIRBS ————— **BIRDS**
SRIQUELSR ————— **SQUIRRELS**
THOLSS ————— **SLOTHS**
SLAOAK ————— **KOALAS**
ZIARDSL ————— **LIZARDS**
KESYMON ————— **MONKEYS**
SNEAKS ————— **SNAKES**

EXTRA ACTIVITY ANSWERS

Check your answers against the correct answers below!

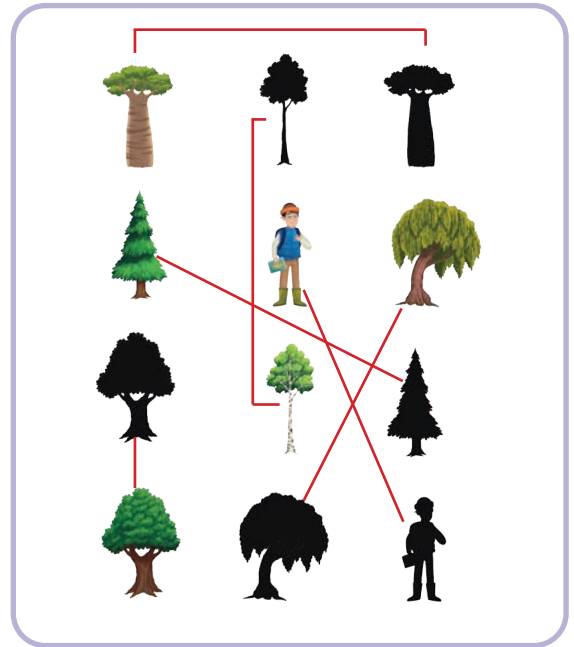
FIND THE SCIENTIST

The answers below are for the activity on page 20.



MATCH THE SHAPE

The answers below are for the activity on page 21.



SIMPLE SUMS

The answers below are for the activity on page 22.

$$\text{Tree} - \text{Person} + \text{Tree} - \text{Person} = \boxed{6}$$

$$\text{Person} + \text{Person} + \text{Person} - \text{Tree} + \text{Person} = \boxed{1}$$

$$\text{Tree} + \text{Tree} - \text{Tree} - \text{Person} = \boxed{6}$$

$$\text{Tree} + \text{Tree} - \text{Person} + \text{Tree} = \boxed{10}$$